
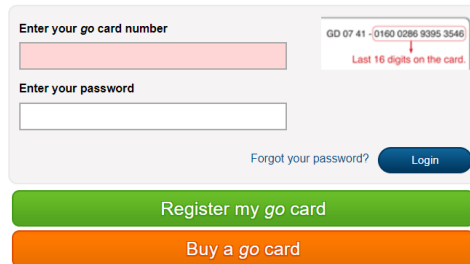


Process of Getting Concession Fare:

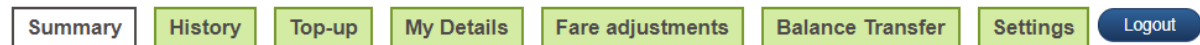
1. Go to www.translink.com.au
2. Go to **Manage go card** located above the TRANSLink logo



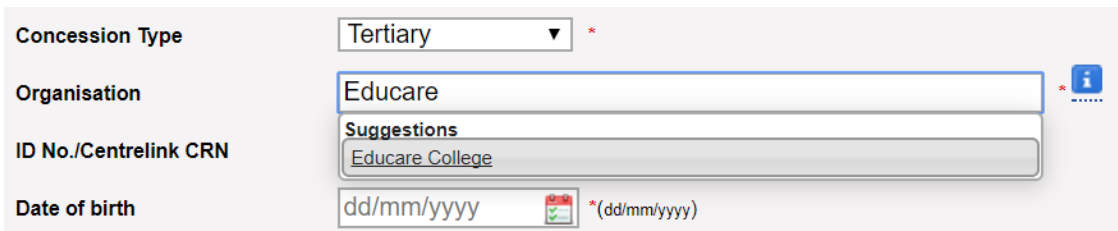
3. Login with **go card number** on top right of card



4. Go to **My Details** tab and scroll to **Concession Details** below



5. Apply under **Tertiary**
6. Enter details
7. Under Organisation, type “**Educare**” and select “**Educare College**” in the Suggestions drop box. (ID No./Centrelink CRN = Student Number)



8. Apply.